

NØGLELÅS

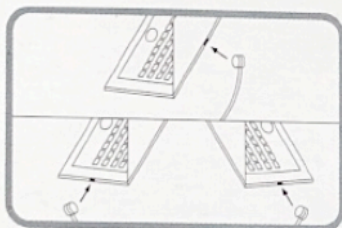
Specifications:

Cable length:

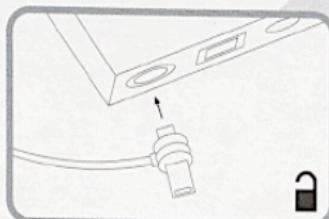
Equipment requirements: Kensington lock bus

Package contents

1x lock / 2x key



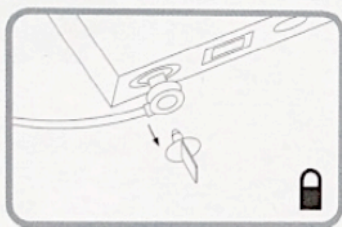
Step 1



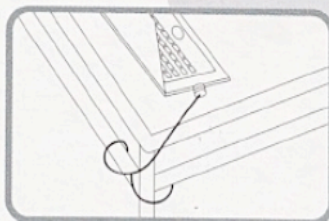
Step 2



Step 3



Step 4



Step 5

EN Protect your desktop, notebook, LCD screen or printer against theft with this strong cable lock. Devices have to be equipped with a Kensington lock bus.

KODELÅS

Specifications:

Cable length:

1.8 m

Security system:

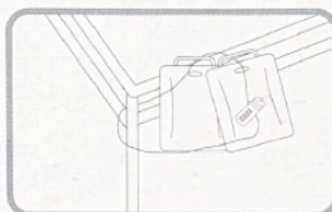
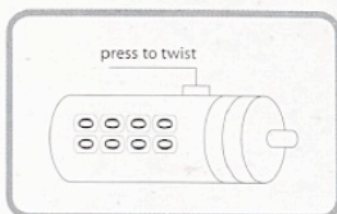
4-digit combination lock

Equipment requirements:

Kensington lock bus

Package contents

1x lock



EN Protect your desktop, notebook, LCD screen or printer against theft with this strong cable lock. Devices have to be equipped with a Kensington lock bus.

Instructions to set your personal code:

1. Set the combination to 0-0-0-0.
2. Press the small button at the side of the lock with a pen.
3. Set your personal code. Make sure to store it somewhere!
4. Release the small button at the side and your new code is set.